

# The Advanced LeviCell™ System

Cell Isolation and Enrichment Done Right

## Precision Cell Enrichment in Minutes. Only with LeviCell.

The advanced LeviCell™ system is our groundbreaking cellular research and analysis tool for scientists, researchers, and labs. For the first time ever, researchers can examine, analyze, and understand true biological signatures without altering, stressing, or damaging cells—all while preserving the original samples.

## Elevate Your Research. Unlock Previously Inaccessible Samples.

- Increase your sample viability up to 99%
- Remove a majority of dead cells and debris
- Use cell counts as low as 8K



### Any Size, Any Type

- Compatible with any sample source, cell type, and cell media
- Scalable to large cells, clusters, and organoids
- Unaffected by cellular and extracellular debris



### No Cell Damage or Activation

- Untouched and label-free
- No dyes or labels of any kind required
- Low pressure, minimal cell stress
- Limited cell activation and expression profile distortion



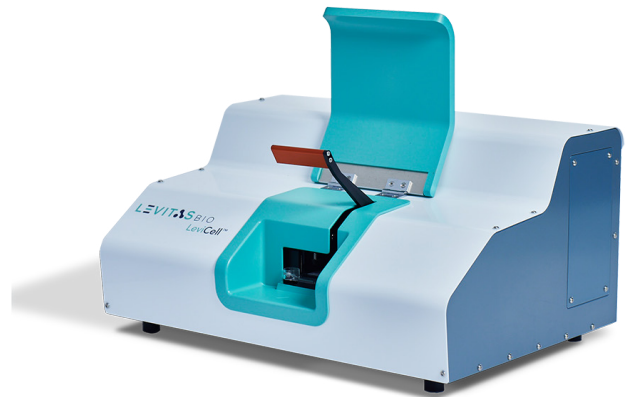
### Simplified Workflow

- Simple 3 steps in 20 minutes
- No additional sample prep, purification, or debris removal required
- Run-to-run reproducibility without calibration

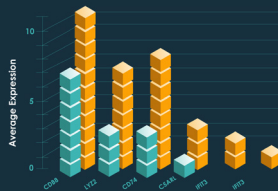
# Advanced LeviCell Sample Preparation in Only

3 STEPS **»»** 20 MINUTES

We call that  
**Ready. Set. Done.**

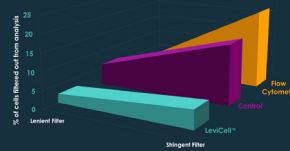


**TRUE  
BIOLOGY  
BEGINS  
HERE**



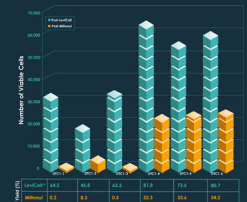
## Neuroscience

Decreased expression of activation markers in microglia cells by 6x



## Immunology

Lowest % cell loss, highest quality cells and the most robust scRNA data



## Oncology

Non-activation of inflammatory, immune cell compartments and druggable pathways

**Contact Us Today** to speak with a Solutions Specialist about how LeviCell can elevate your research and unlock previously inaccessible samples.

+1-650-204-1185 • [sales@levitasbio.com](mailto:sales@levitasbio.com) • [www.levitasbio.com](http://www.levitasbio.com)