

The LeviCell EOS System

Get MORE⁴

The LeviCell® EOS system heralds a new dawn in sample preparation and characterization. The latest addition to our groundbreaking LeviCell product family is powered by the same revolutionary Levitation Technology found in the LeviCell 1.0 system. The LeviCell EOS system delivers customer-proven, best-in-class cell isolation and enrichment with only 3 simple steps in just 20 minutes, providing MORE of the benefits researchers need.

You get MORE to the Power of Four:

1. **EXPAND** your sample prep throughput — run up to 4 samples simultaneously
2. **EXTEND** your sample processing capacity by connecting up to 4 instruments in parallel
3. **EXAMINE** your sample quality results in real-time during enrichment
4. **EMPOWER** your research with sample viability up to 99%, 5x reduction in dead cells and debris, and the ability to start with as few as 8,000 cells

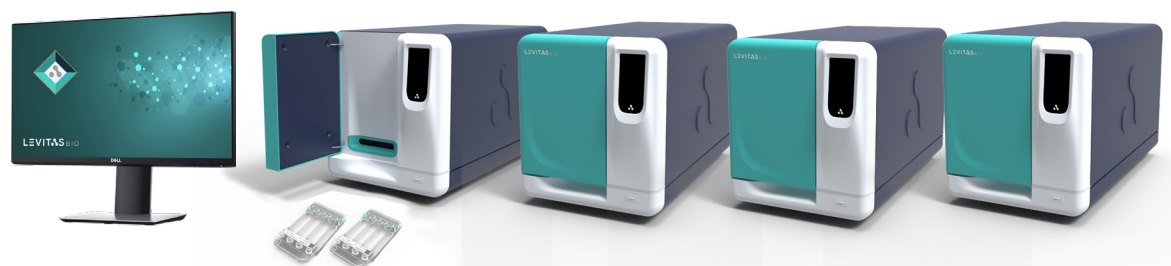


That's MORE to the power of four. *That's LeviCell EOS.*

"LeviCell can greatly improve the cell yield and quality of scRNA-Seq from otherwise difficult samples without major impact on sample cell type composition."

—Dr. Agne Antanaviciute, MRC Weatherall Institute of Molecular Medicine, Oxford University

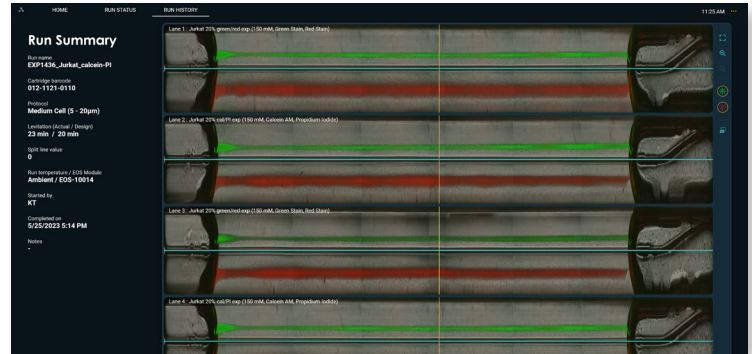
Get
MORE⁴



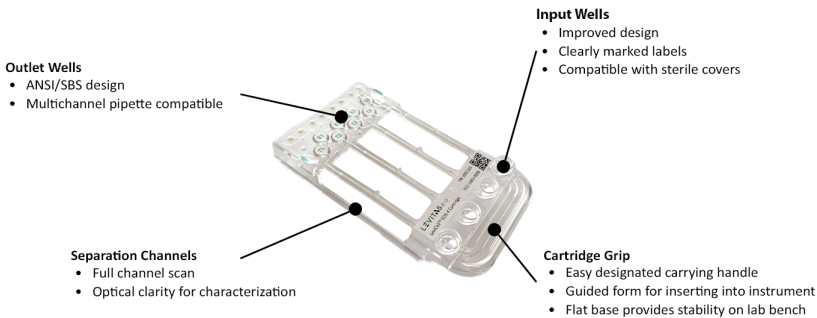
See Your Samples Throughout The Run

The LeviCell EOS system gives you the unprecedented ability to see all your samples during processing. Now you can enrich and visualize large samples or fragile cells like never before, which isn't possible with other processing techniques.

- Visualize across the entire sample
- Compare across 4 samples at the same time
- Assess sample health before beginning downstream work
- Use cell-based assays in a new ways with fluorescence illumination
- View immediate changes in cell behavior like clumping and dying cells



LeviCell EOS Cartridge



- The single-use cartridge allows the optical system to scan all 4 sample channels
- Easily scale from 1 to 4 samples or 4 replicates of 1 sample for higher cell quantities
- Same reliable performance as the LeviCell 1.0 Cartridge



Any Size, Any Type

- Compatible with any sample source, cell type, and cell media
- Scalable to large cells, clusters, and organoids
- Unaffected by cellular and extracellular debris



Untouched and Label-Free

- No dyes or labels of any kind required
- Low pressure, minimal cell stress
- Limited cell activation and expression profile distortion



Simplified Workflow

- Simple 3-steps, 20-minute workflow
- No additional sample prep, purification, or debris removal required
- Run-to-run reproducibility without calibration

To learn how the advanced LeviCell system can elevate your research, please contact sales@levitasbio.com or call **650-204-1185** to speak with a LevitasBio Solution Specialist.

For Research Use Only. Not for use in diagnostic procedures. ©2022 LevitasBio, Inc. All rights reserved. LeviSelect, LeviCell, LevitasBio, and the LevitasBio logo are trademarks of LevitasBio, Inc sales@levitasbio.com 90-00075B0623